

Labeling cables

Shrink tubes

Label flags

Wrap-around labels

EOS 2, EOS 5 label printers

for printing on one side of continuous pressed shrink tubes





EOS2 is the compact one, requiring little footprint on workstations. Label rolls with diameters up to 203 mm can be inserted to EOS5. Continuous shrink tubes can be perforated, to simplify separation by hand at a later stage. Cutting a material is as well possible. The cutter can be pivoted to exchange the material.



See further information on
www.cab.de/en/eos

Label printer			EOS2	EOS5
Material guidance			centered	
Print method			Thermal transfer	
Print resolution	dpi		300	300
Print speed	mm/s max.		150	150
Print width	mm max.		105.7	105.7
Finishing	Roll diameter	mm max.	152	203
	Core diameter	mm	38.1 - 76	

Perforation cutter			
Perforation Distance between / width of off-cuts	mm		2.5 / 0.8
Material	Width	mm	45
	Thickness	mm max.	1.1
Cutting length	mm at least		10
Material passage	mm max.		2.5

Pos.		Part no.	Designation
1.1		5978202	EOS 2/300 label printer
		5965910	Perforation cutter for EOS 2
1.2		5978212	EOS 5/300 label printer
		5969891	Perforation cutter for EOS 5

SQUIX 4M label printers

for printing on one side of shrink tubes continuous pressed or ready for use




The printers stand up to any demand, whether operated stand-alone, with a PC or in a network. Continuous shrink tubes can be perforated, to simplify separation by hand at a later stage. Cutting a material is as well possible.



See further information on
www.cab.de/en/squix

Label printer			SQUIX 4M	
Material guidance			centered	
Print method			Thermal transfer	
Print resolution	dpi		300	600
Print speed	mm/s max.		300	150
Print width	mm max.		105.7	105.7
Finishing	Roll diameter	mm max.	205	
	Core diameter	mm	38.1 - 76	

Perforation cutter				PSQ 403
Perforation Distance between / width of off-cuts	mm		2.5 / 0.4	
	Quantity of off-cuts		6	
Material	Width	mm max.	114	
	Thickness	mm max.	1.5	
Cutting length	mm at least		10	
Material passage	mm max.		2.0	

Pos.		Part no.	Designation
1.3		5977010.659	SQUIX 4/300M label printer incl. PSQ 403 perforation cutter
		5977011.659	SQUIX 4/600M label printer incl. PSQ 403 perforation cutter

XD Q label printers

for printing on both sides of continuously pressed shrink tubes or shrink tubes ready for use



They print on both sides of pressed shrink tubes, continuous or ready for use.

Heating can be assigned separately to each print head. If required, labels can be printed on one side only.


Continuous shrink tubes can be perforated, to simplify separation by hand at a later stage. Cutting a material is as well possible.



See further information on
www.cab.de/en/xdq

Label printer	XD Q4/300	XD Q4.2/600
Material guidance	centered	
Print method	Thermal transfer	
Print resolution	300 dpi	600
Print speed	150 mm/s max.	100
Print width	105.7 mm max.	54.1
Finishing	Roll diameter mm max.	300
	Core diameter mm	38.1 - 76

Perforation cutter	PSQ 403
Perforation Distance between / width of off-cuts	mm 2.5 / 0.4
Quantity of off-cuts	6
Material	Width mm max. 114
	Thickness mm max. 1.1
Cutting length	mm at least 10
Material passage	mm max. 2.0

Pos.	Part no.	Designation
1.4		6011501 XD Q4/300 label printer incl. PSQ 403 perforation cutter
	6011506	XD Q4.2/600 label printer incl. PSQ 403 perforation cutter

Scopes of delivery, designs and technical data correspond to the date of this publication. They are subject to change.



HERMES Q4L printer system with a 4712 flag applicator

Labels are applied precisely on round materials such as cables, hoses or pipes. First, both endings of a label are stuck together. Then the label is tamped onto the round material.

The pad locates next to the peel-off plate. Printed labels are picked up and transferred to the spot of application by a stroke cylinder.

A further cylinder guides the label all around the round material using cam control.

The length of the stroke cylinder defines the maximum distance of a product to the peel-off plate.



Label printers providing an integral UHF RFID module



See further options and accessories on www.cab.de/en/hermesq

Flag applicator			4712L-300
Product	Diameter	mm	3 - 16
Label	Width	mm	50 ¹⁾ - 100
	Height	mm	10 - 50
	Material		PET
State of a product at the moment a label is applied			at rest
Label applications	from the top		■
	from below		■
	rotated vertically: 0 - 180° clockwise (request in case of other rotations)		
	from the side		■
Items of uniform height			uniform
Product distance to the bottom of a unit using a cylinder stroke of 300	mm at least		70
	mm max.		260
Depth of pliers immersing	mm		55
Offset P	mm max.		1.0 ²⁾
Compressed air	bar		4.5
Cycle rate, printing and applying only ³⁾ labels/min approx.			15

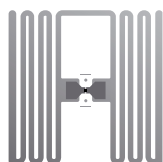
¹⁾ Processing labels 50 to 58 mm wide requires a spacer.

²⁾ depending on the quality of a label material

³⁾ calculated using a print speed of 100 mm/s

HERMES label printer			Q4L	
Guidance of a material			aligned to the left	
Print method			Thermal transfer	
Print resolution		dpi	300	600
Print speed		mm/s max.	200	100
Print width		mm max.	105.7	105.7
Finishing	Roll diameter	mm max.	205 / 305	
	Core diameter	mm	76	

Pos.		Part no.	Designation
1.1		6010005	HERMES Q4L/300-2 label printer
		6010006	HERMES Q4L/600-2 label printer
		6010013	HERMES Q4L/300-3 label printer
		6010014	HERMES Q4L/600-3 label printer
2.1		5971815	4712L-300 flag applicator



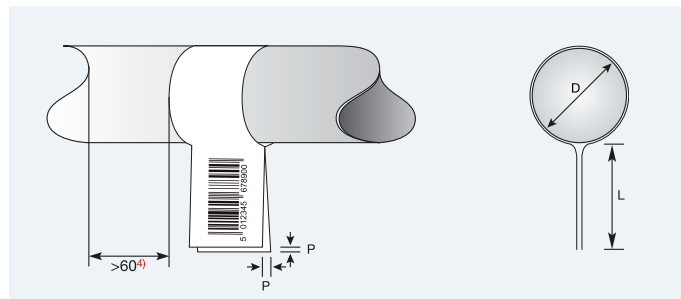
UHF RFID tags are
in preparation

Label flags

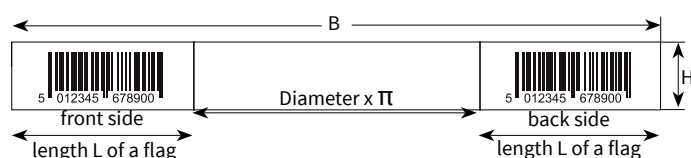
Upper materials and adhesives have been developed
in particular for reliable label flag processing.

A label entirely encloses a product.

Once stuck, label flags remain permanently closed.



4) Flag on product requires >60 mm clearance on one side



Part no.	D1 min. mm	Flag L mm	D2 max. mm	Flag L mm	Label width B mm	Label height H mm	No. of labels per roll at max. Ø 205	R71 resin ribbon width min. mm
5775266	3	20	9.5	10.0	50	30	4,000	55
5770196	3	25	12.5	10.0	60	10	10,000	65
5706033	3	30	15.5	10.0	70	15	7,500	76
5771850	3	35	16.0	14.5	80	25	5,000	110
5773089	3	45	16.0	24.5	100	18	6,000	110
5771775	3	45	16.0	24.5	100	45	3,000	110

cab manufactures the labels upon order.
See examples of punching dies in the table below.
Further sizes and colors may be provided upon request.

Material
Thickness
Adhesive
Temperature
Operation
Resistances

Flammability
Roll finishing

PET white, free of halogens
40 µm
permanent
-80 °C to 150 °C
indoor, outdoor
water, dirt, petrol, oils,
alcohol, detergents, UV light
self-extinguishing according to VTM-0
Outside ø max. 305 mm
Core ø 76 mm



Ribbons

Part no.	PU 1 Roll	PU 2 Rolls in cardboard box	Width mm	Length m
5557402.133	1	10	55	360
5557403.133	1	10	65	360
5557404.133	1	10	76	360
5557405.133	1	10	110	360

Material R71 resin, black, color side in



WICON wrap-around applicator

Cylindric items of diameters from 2 mm to 16 mm, such as single wires, strands, cables, hoses, tubes or round rods, can be labeled with the wrap-around applicator.

Transparent laminate covers data blocks and protects them persistently from dust and wear.

Items are inserted in horizontal orientation and centered by panels.

The following options are available for printing and labeling:

- 1. Single items are inserted by hand.
Items are positioned by centering panels.
Start is triggered automatically after insertion.
- 2. Single items are inserted by a robot.
Items are identified by centering panels.
Start is triggered via a data or I/O interface.
- 3. Continuous items are fed and positioned automatically.
Centering panels remain open by expansion.
Items are guided through the center.
Start is triggered via a data or I/O interface.

Item diameters and label lengths define the number of wrap-arounds. Cycles are 1.8 to six seconds.

While labels are wrapped around an item, the aperture for insertion and removal is covered by a finger guard. Operations require materials guided centered on a printer, as well as a slim print roller.

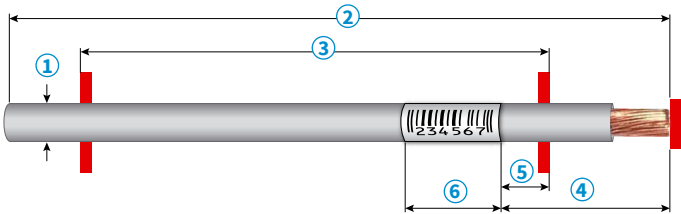
The data block of a label can be printed using cablabel S3, release 1.4.0.5 or later. Find sample labels on www.cab.de/en/cablabe

Pivoting the applicator allows label rolls or ribbons been replaced easily. Opening the service door enables access to the wrapper head in cases of errors, such as label jams.

Wrap-around applicator		WICON
① Item diameter	mm	2.0 - 16.0
② Item length	mm at least	134
③ Centering panel distant from left to right	mm	124
④ Item length label margin to stop	mm	25 - 120
⑤ Label margin distant to centering panel	mm	12.7
Deflection related to a length of 124 mm mm max.		1
⑥ Label	width	mm 12.7 - 50.8
	height	mm 19.1 - 70.0
Applicator	Cycle of printing and applying or applying and printing	s 1.8 - 6
	Number of wrap-arounds	2 - 10
	Speed of wrapping around	u/sec 3.0
	Rolling on related to speed of wrapping around	% 10 - 100
	Start	automatically, as soon as an item has been inserted by hand or via data interface or via I/O interface

Label printer		SQUIX 4/MP	
Material guidance on the printer		centered	
Print method		Thermal transfer	
Print resolution	dpi	300	600
Print speed	mm/s max.	200	150
Print width	mm max.	105.7	
Finishing	Roll diameter mm max.	205	
	Core diameter mm	76	

① 1.5 mm diameter after sampling and release



Pos.	Part no.	Designation
1.1	5977007	SQUIX 4/300MP label printer
	5977008	SQUIX 4/600MP label printer
2.1	5988000	WICON wrap-around applicator Included in the accessory pack are - DR4-M60 print roller - WICON peel-off plate



WLV wrap-around labels

Labels can be removed from the peel-off plate of a printer by hand or be applied by the wrap-around applicator directly onto items.

The properties of cab wrap-around labels are adapted to automated labeling using WICON, so is manufacture. All labels – from the first to the last – are applied precisely with the help of pretesion and retension. cab does not provide any functional warranty if third-party labels are in use.

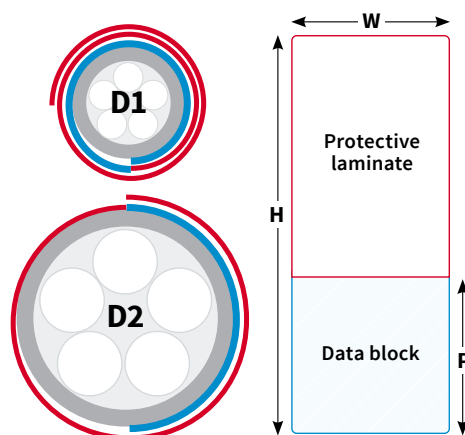
Make sure item surfaces are clean and free of lubricants.

All-around labeling

Data blocks capture the circumference of an item to the **D1** diameter. Data blocks are partially covered in cases of smaller diameters.

Partial labeling

Protective laminate captures a data block to the **D2** diameter.



Part no.	Data block	Item Ø			Label width W mm	Label height H mm	Data block height P mm	Labels / Roll	PU 1 Roll	PU 2 Rolls in cardboard box
		D min. mm	D1 mm	D2 mm						
5780138.130	white	2.0*	2.0	4.0	12.7	19.1	6.4	7,450	1	20
5780139.130	white	2.0*	2.0	4.0	25.4	19.1	6.4	7,450	1	20
5780140.130	white	2.0*	3.0	5.0	25.4	25.4	9.5	5,800	1	20
5780145.130	white	2.0	4.0	6.0	25.4	31.8	12.7	4,750	1	20
5780146.130	white	2.0	4.0	8.0	12.7	38.1	12.7	4,000	1	20
5780147.130	white	2.0	4.0	8.0	19.1	38.1	12.7	4,000	1	20
5780148.130	white	2.0	4.0	8.0	25.4	38.1	12.7	4,000	1	20
5780149.130	white	2.0	4.0	8.0	50.8	38.1	12.7	4,000	1	10
5780150.130	white	3.0	6.0	12.0	25.4	57.2	19.1	2,750	1	20
5780151.130	white	3.0	6.0	14.0	25.4	63.5	19.1	2,450	1	20
5780153.130	white	3.0	6.0	14.0	38.1	63.5	19.1	2,450	1	10
5780154.130	white	5.0	6.0	16.0	25.4	70.0	19.1	2,250	1	20
5780155.130	white	5.0	6.0	16.0	50.8	70.0	19.1	2,250	1	10

*1.5 mm diameter after sampling and release

Further sizes and colors can be provided upon request, so can labels free of halogen.

Ribbons

One ribbon roll serves for printing two rolls of wrap-around labels.



Part no.	Width mm	Length m	PU 1 Roll	PU 2 Rolls in cardboard box
5557402.133	55	360	1	10

Material R71 resin, black, color side in

Material	PVC (Vinyl)
Thickness	80 µm
Adhesive	permanent
Application temperature	+15 °C to +35 °C
Service temperature	-40 °C to +80 °C
Operation	relative humidity 60% to 85%
Resistances	indoor, outdoor water, dirt, petrol, oils, alcohol, detergents, UV light
Approvals	UL 969 in preparation
Roll finishing	Outside diameter max. 205 mm Core diameter 76 mm

Scopes of delivery, designs and technical data correspond to the date of this publication. They are subject to change.

Germany
cab Produkttechnik GmbH & Co KG
Karlsruhe
Phone +49 721 6626 0
www.cab.de

France
cab Technologies S.à.r.l.
Niedermörsen
Phone +33 388 722501
www.cab.de/fr

USA
cab Technology, Inc.
Chelmsford, MA
Phone +1 978 250 8321
www.cab.de/us

Mexico
cab Technology, Inc.
Juárez
Phone +52 656 682 4301
www.cab.de/es

Taiwan
cab Technology Co., Ltd.
Taipei
Phone +886 (02) 8227 3966
www.cab.de/tw

China
cab (Shanghai) Trading Co., Ltd.
Shanghai
Phone +86 (021) 6236 3161
www.cab.de/cn

Singapore
cab Singapore Pte. Ltd.
Singapore
Phone +65 6931 9099
www.cab.de/en

South Africa
cab Technology (Pty) Ltd.
Randburg
Phone +27 11 886 3580
www.cab.de/za

cab // 820 distribution and service partners in more than **80** countries